

This page left blank intentionally

Table of Contents




Machine Front View.....	3
Cabinet Detail Product Views	5
Cabinet Detail Service Door Area	7
XY Motor Picker Unit.....	9
Delivery (Picker) Cup Assembly	11
Service Door Area (A).....	13
Service Door Area (B).....	15
Service Door Pills.....	17
Gate Tray Detail.....	18
AC Distribution Box	20
Lighting – LED	22
134A Refrigeration Unit	24
R290 Refrigeration Unit.....	26
Electronics	28
Harnesses	30
Screws.....	34
Nuts, Bolts, Washers, & Miscellaneous Hardware.....	36
Notes.....	40

Machine Front View



ITEM REF	PART DESCRIPTION	DN5800-6 DN5800-E6	DN3800-6 DN3800-E6
1	Glass Assembly, Silver	101450	101451
2	Gasket, Glass Door	102720	102721
3	Top Hinge Glass Door	400782	Same
	Carriage Bolt – ¼ - 20 x 2	100010	Same
	Hex Nut – ¼ - 20	100156	Same
	Washer, Flat 18ga, 17/64IDx5/8OD	100488	Same
	Screw, Fl. Torx Tap ¼-20 X ½	100298	Same
4	Top Hinge Service Door	400390	Same
	Carriage Bolt, 1/4 –20 X 2.5" (also service door bottom hinge pin)	100009	Same
5	Top Hinge Pin, Service Door	100207	Same
6	Door Latch High Security, 2 Point Lock, Top	104691	Same
	Door Latch High Security, 2 Point Lock, Bottom	401764	Same
	Screw, Hex ¼ - 20 x 5/8	100319	Same
7	Leg Assembly (must be welded in place)	105561	Same
8	Leg Leveler, 5/8 – 11 x 2 1/16 (<i>not shown</i>)	101288	Same
9	Shipping Boards, Domestic and Export	103038	Same
	Wear Strip Door Decal	102359	Same
10	Refrigeration Deck Barrier	402153	402212
	Kit, Refrigeration Deck Barrier	402359	402360
	Wire Chase Assembly w/ Gasket	104596	111570
	Ramp, Lowered	402079	402249
	Warning Label, Ramp	102159	Same
11	Evaporator Inlet Grill, Plastic	102854	Same
	Assy, Inlet Screen (Export Special Order Only)	104629	Same
	Nut, 1/4x20 Nylon Insert, (Glass Dr Hinge)	100148	Same
12	Panel, Vandal Top	401294	402147
13	Assembly, Service Door Switch Bracket	401879	Same
14	Switch, Service Door	400477	Same
15	Assembly, Condenser Clean-Out Cap, w/gasket	104833	Same
	Seal, Foam Access w/Adhesive	102770	Same
16	Kit, Antenna Plug	111256	Same
Part numbers & descriptions are subject to change without notice. NA = Not applicable TBD = To be determined RB = Replaced by			


Cabinet Detail Product Views



Cabinet Detail Product Views

ITEM REF	PART DESCRIPTION	DN5800-4 DN5800-E4	DN3800-4 DN3800-E4
	Cabinet Assembly, Generic	402098	104565
1	Left Tray Support, 1 piece (5 shelf) - E3 (Rail)	104644	Same
	Left Tray Support, 1 piece (5 shelf) - E4 (Rail)	104646	Same
	Left Tray Support, 1 piece (5 shelf) - E5 (Rail)	104652	Same
	Left Tray Support, 1 piece (5 shelf) – E6 (Rail)	104666	Same
	Left Tray Support, 1 piece (5 shelf) - D2 (Rail)	104613	Same
	Left Tray Support, 1 piece (5 shelf)-D8 (Rail)	104811	Same
2	Right Tray Support, 1 piece (5 shelf) - E3 (Rail)	104643	Same
	Right Tray Support, 1 piece (5 shelf) - E4 (Rail)	104647	Same
	Right Tray Support, 1 piece (5 shelf) - E5 (Rail)	104653	Same
	Right Tray Support, 1 piece (5 shelf)– E6 (Rail)	104665	Same
	Right Tray Support, 1 piece (5 shelf) - D2 (Rail)	104614	Same
	Right Tray Support, 1 piece (5 shelf) – D8 (Rail)	104812	Same
3	Rear Tray Support, 1 piece (5 shelf) - E3 (Rail)	104645	Same
	Rear Tray Support, 1 piece (5 shelf) - E4 (Rail)	104648	Same
	Rear Tray Support, 1 piece (5 shelf) - E5 (Rail)	104654	Same
	Rear Tray Support, 1 piece (5 shelf) – E6 (Rail)	104667	Same
	Rear Tray Support, 1 piece (5 shelf) - D2 (Rail)	104615	Same
	Rear Tray Support, 1 piece (5 shelf) – D8 (Rail)	104813	Same
	Tray Support Screw #8-18x1/2 Phil Pan (Self drilling, 9 per rail)	100265	Same
	Hex Washer Screw (2 per shelf) 8 x 5/8	100277	Same
	Cord Cover	104864	Same
4	Glass Dr Seal Strip (left and center) <i>(not shown)</i>	401305	Same
5	Security Angle Right <i>(not shown)</i>	400809	Same
6	Top Glass Door Seal Strip <i>(not shown)</i>	401427	402148
7	Assembly Discharge Frame Insulated	101431	Same
	Discharge Door Magnet Unencapsulated (part of 101431)	108865	Same
8	Defrost Control Cover	402375	Same
	Defrost Control	115161	Same
	Defrost Control Vinyl Tube	103081	Same
9	Cap, Base Front <i>(not shown)</i>	401866	402149
10	Plug, Monetary Wall	401426	Same
	Block, EPS Port Door Knock-Out	401355	Same
Part numbers & descriptions are subject to change without notice. NA = Not applicable TBD = To be determined RB = Replaced by			

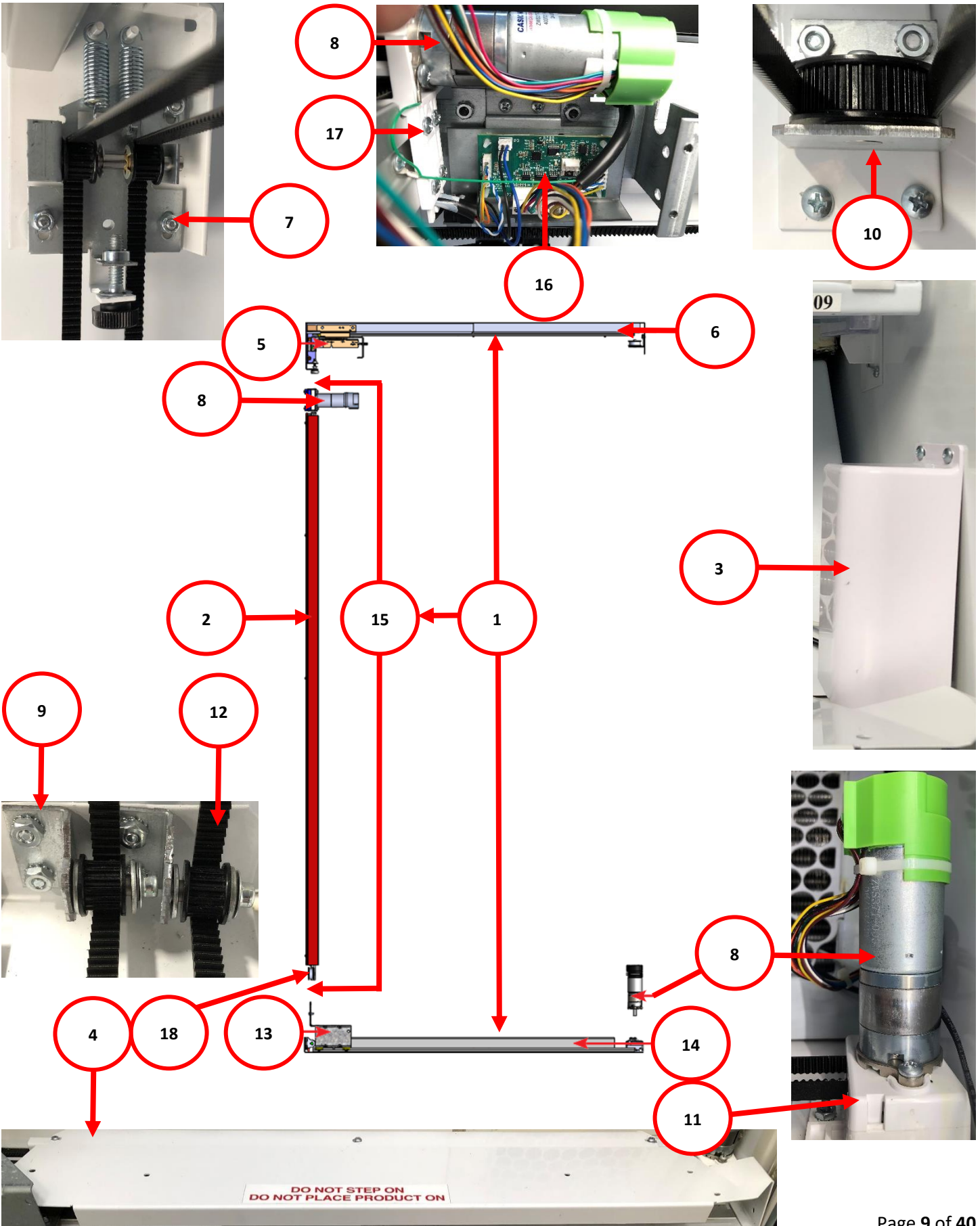
Cabinet Detail – Service Door Area



Cabinet Detail – Service Door Area

ITEM REF	PART DESCRIPTION	DN5800-6 DN5800-E6	DN3800-6 DN3800-E6
1	Assy. Coin Mech Housing	401877	Same
2	Upper Chute	101396	Same
3	Motor & PC Board Assy	101067	Same
4	Coin Return Cam	101701	Same
5	Coupling Motor	100100	Same
	Screw, Hex Head #8-32 X .81	100239	Same
6	Coin Return Motor Harness	400502	Same
7	Chute, Coin Box	400395	Same
8	Coin Mech Door Assembly (includes 8, 13, Housing and clamp)	402306	Same
	Flat Mount Cable with adhesive	102922	Same
9	Shield, Alignment Cashbox	401647	Same
10	Cash Box, Plastic	101420	Same
	Locking Cash Box Kit	400554	Same
11	Coin Insert Ramp (on Service Door)	102873	Same
12	Lower Coin Chute Assy.	402309	Same
13	Double Roller Catch (Dart & Latch)	103020	Same
	Rivets, Steel 1/8" (4)	100229	Same
	Assy, Glenview, Bracket/Bag (PN Glenview 61313/61107)	400851	Same
	Cover, Upper Coin Insert Chute (Service Part Only)	104846	Same
14	Door Stop	402263	Same
15	Paddle, Coin Return	400772	Same
16	Spring, Coin Return Lever	100420	Same
Part numbers & descriptions are subject to change without notice. NA = Not applicable TBD = To be determined RB = Replaced by			


XY Motor Picker Unit

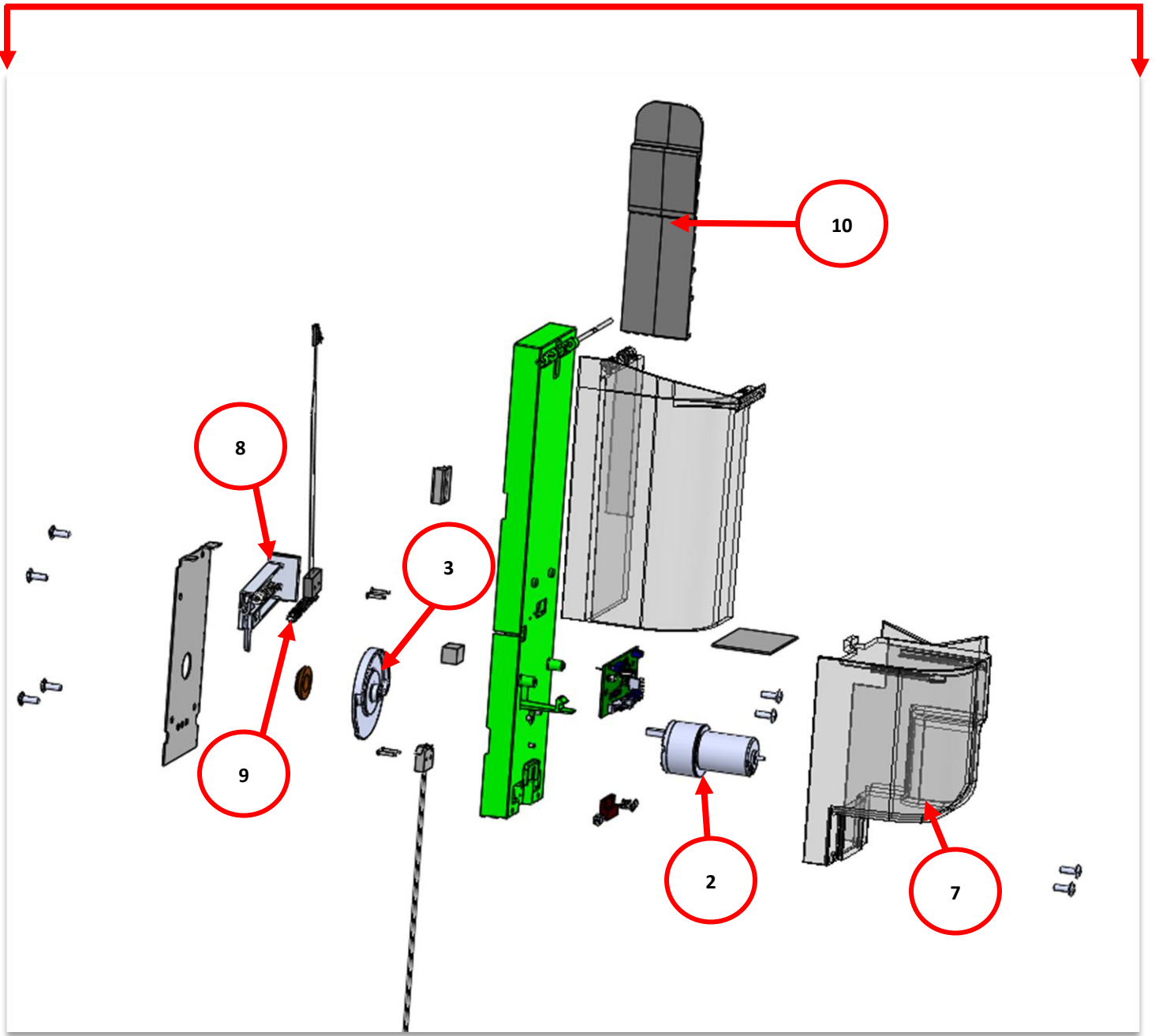


XY Motor Picker Unit


ITEM REF	PART DESCRIPTION	DN5800-6 DN5800-E6	DN3800-6 DN3800-E6
1	XY Delivery System	400895	402054
2	Assembly Cover Y Belt, Modified	104770	Same
	Y Motor Cover Top	101728	Same
3	X Motor Cover Bottom	101727	Same
4	Ramp, Lowered	402079	402249
	Harness, X Motor (part of Cabinet Harness)	400502	Same
5	X Top Carriage Assembly (top of Y Assy, includes Y-Board)	402265	Same
6	X Axis Mounting Assembly Top (includes items 5, 7, 10, XY E Chain, X Extrusion, Top Bracket and Fasteners)	400887	402267
	X Extrusion (X track)	101750	101753
	Harness, XY E Chain (Top horizontal, not shown)	400503	401278
	Harness, Y E Chain (vertical)	400504	Same
7	XY Belt Idler Tensioning Assembly (top left)	105492	Same
8	Motor XY System, Planetary – Brushless (includes harness)	400721	Same
9	Idler Pulley and Bracket Assembly (bottom left)	105499	Same
10	X Top Idler Pulley Assembly	105495	Same
	Belt Clamp (for Y-Assembly)	100059	Same
11	X Drive Pulley Assembly	104636	Same
12	X Axis Belt, Part Number 105640	23.5'	21.5'
13	X Bottom Carriage Assembly (bottom of Y Assy)	402178	Same
14	Assembly X Axis Drive, Bottom	400867	402266
15	Assembly Y (includes items 8, 17, 18, Y Carriage Assembly, Y Belt, Y Cover Bracket, Spring Tensioner, Cable Bracket, Extrusion and Fasteners)	402264	Same
	Y Carriage Assembly	105503	Same
	Y Axis Belt (11.25') (not shown)	400074	Same
	Screw Hex ¼ - 28 x .5	100259	Same
	Spacer, ¼ ID X .257"	100384	Same
	Hex Nut, ¼ - 28	100178	Same
	Micro Switch with Straight Arm (X Home)	401611	Same
16	Y Motor Board	400072	Same
	Y Extrusion	101752	Same
	Pulley Roller (4 per carriage)	101814	Same
	XY Shipping Bracket	105476	Same
	Screw, Wing ¼ - 20 x 1 ¼ molded nylon (for shipping bracket)	100332	Same
	Belt Tensioner Spring (Y Belt only)	100403	Same
17	Y Pulley Drive Assy.	104634	Same
	Mount, Lower Belt Cover	104572	Same
18	Y-Idler w/Pulley Assembly	105501	Same
Part numbers & descriptions are subject to change without notice. NA = Not applicable TBD = To be determined RB = Replaced by			

Delivery (Picker) Cup Assembly







Picker Home Switch



Picker Out Switch




Y Home Switch



Delivery (Picker) Cup Assembly

ITEM REF	PART DESCRIPTION	DN5800-4 DN5800-E4	DN3800-4 DN3800-E4
1	Assembly, Delivery Cup (Picker) w/Extended Plunger	400442	Same
2	Cup Cam	101702	Same
3	Micro Switch with Bent Arm (Picker Out Switch)	401613	Same
4	Cup Deflector w/ Ribs	101737	Same
	Cup Deflector without Ribs	101738	Same
The Items listed below are for identification only, they are not sold separately			
6	Assembly, Magnetic Switch (Y - Home Switch)	<i>Not sold separately</i>	
7	Base Cup Cover, Extended	<i>Not sold separately</i>	
8	Assembly Extended Plunger	<i>Not sold separately</i>	
9	Return Spring, Plunger (Picker Cup)	<i>Not sold separately</i>	
	Harness, Cup to E Chain	<i>Not sold separately</i>	
	Cup Sensor Plate	<i>Not sold separately</i>	
Part numbers & descriptions are subject to change without notice. NA = Not applicable TBD = To be determined RB = Replaced by			

Service Door Area (A)

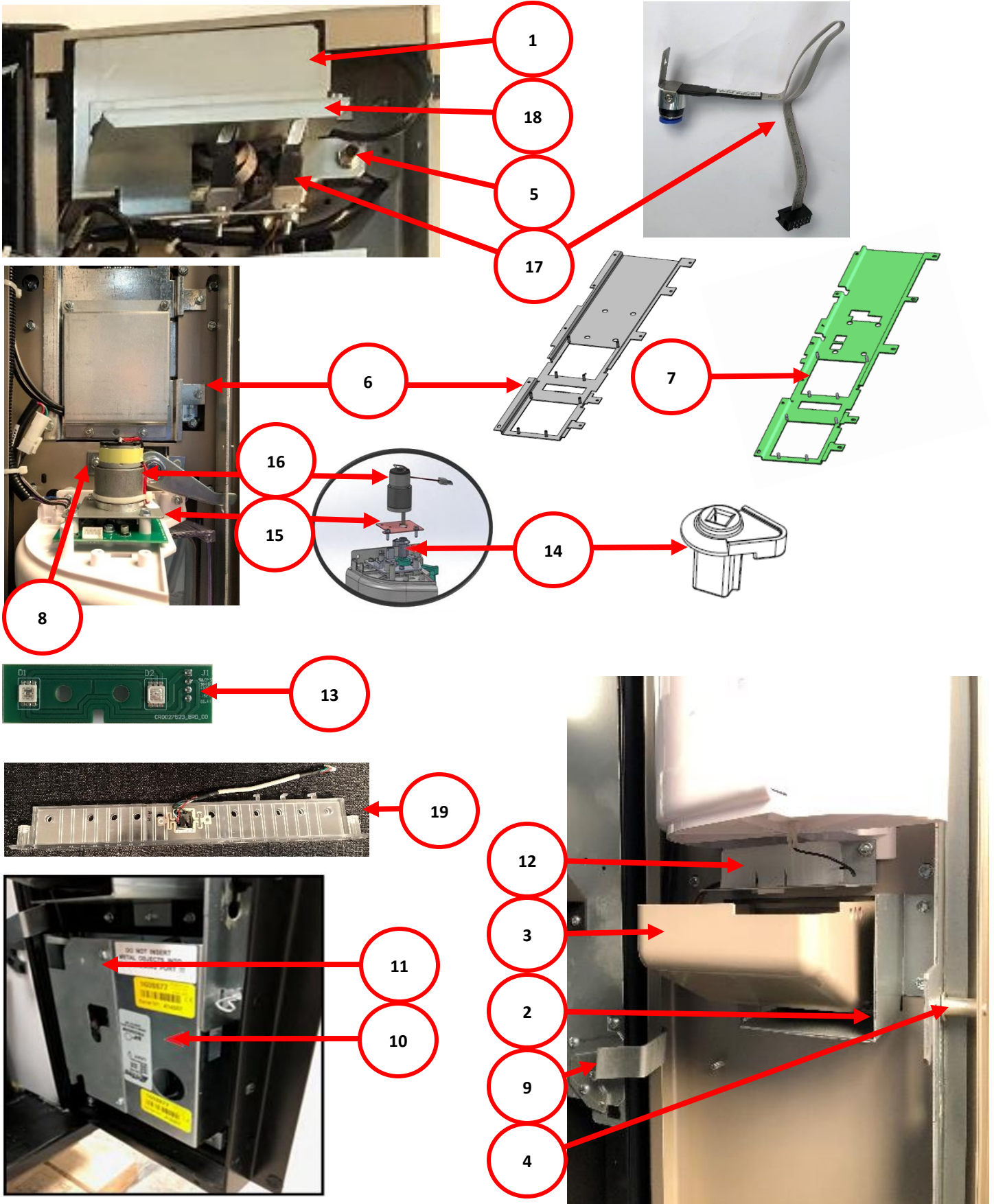


Service Door Area (A)

ITEM REF	PART DESCRIPTION	DN3800-6 DN5800-6	DN3800-E6 DN5800-E6
1	Service Door Assembly, 9 Inch Touch	<i>Contact Our Parts Department with Model and Serial Number of vender</i>	
2	Weld Assembly Service Door, 9 Inch Touch, Platinum	106093	Same
	Weld Assy. Service Door, 9 Inch Touch, Black	106092	Same
3	9 Inch Touch Screen Display	110706	Same
4	Bezel, Upper (Champagne)	112907	Same
	Bezel, Upper (Black)	112894	Same
5	Bezel, Lower (Platinum) w/T-Handle	101355	Same
	Bezel, Lower (Black) w/T-Handle	101339	Same
	Bezel, Lower (Black) No T-Handle	400855	Same
	Top Door Hinge Assy., Service Door (<i>not shown</i>)	400390	Same
6	Sign, Blue 9" Integrated Coin, Bill, Credit Card (Pill shown)	401015	NA
	Contact Crane Merchandising Systems Parts Order Entry when ordering Sign (Pill) replacements. See page 18 for layouts.	NA	NA
7	Assembly Port, Complete	400857	Same
	Bracket Motor Mount (<i>not shown</i>)	105443	Same
8	Port Motor, Short	101096	Same
	Screw, #4-24 X .375 PH Z-P S.T.	Not sold separately	
9	Assembly Inner Cup Port	101481	Same
	Vend Sensor Plate Assy. – Electrode FR4 (<i>not shown</i>)	Not sold separately	
	Port Discharge Pad (<i>not shown</i>)	101700	Same
10	Cover, Motor Port	100685	Same
	Screw, Hex Button Head 10 - 32 x5/8 (secures bezels to panel)	100243	Same
11	Assembly Handle, Offset (L shape)	102641	Same
12	Port Motor Board (top of port assy)	400070	Same
13	Lower Bezel Mounting Bracket	104703	Same
14	LED Board Cover	400718	Same
15	Atlas Board Cover	112909	Same
16	Lock Bar	104773	Same
17	Cover, NFC Reader	104799	Same
18	Pawl, Latch Bar	102699	Same
19	Coin Return Cup Flap, Platinum	102830	Same
	Coin Return Cup Flap, Black	102831	Same
	Light Engine (<i>not shown</i>)	400936	Same
	Guide Flex Light Ø5mm (around Pill) (<i>not shown</i>)	400062	Same
	Hex Nut, #8 – 32 (used to secure pill to door frame) (<i>not shown</i>)	100242	Same
	PCB LED Driver Board Assy (<i>not shown</i>)	102975	Same
20	Kit, Atlas H Board Media Refresh (<i>includes RS485 Board</i>)	402769	Same
21	Assembly, Clear MAG Card Reader	101357	NA

Part numbers & descriptions are subject to change without notice. NA = Not applicable TBD = To be determined RB = Replaced by

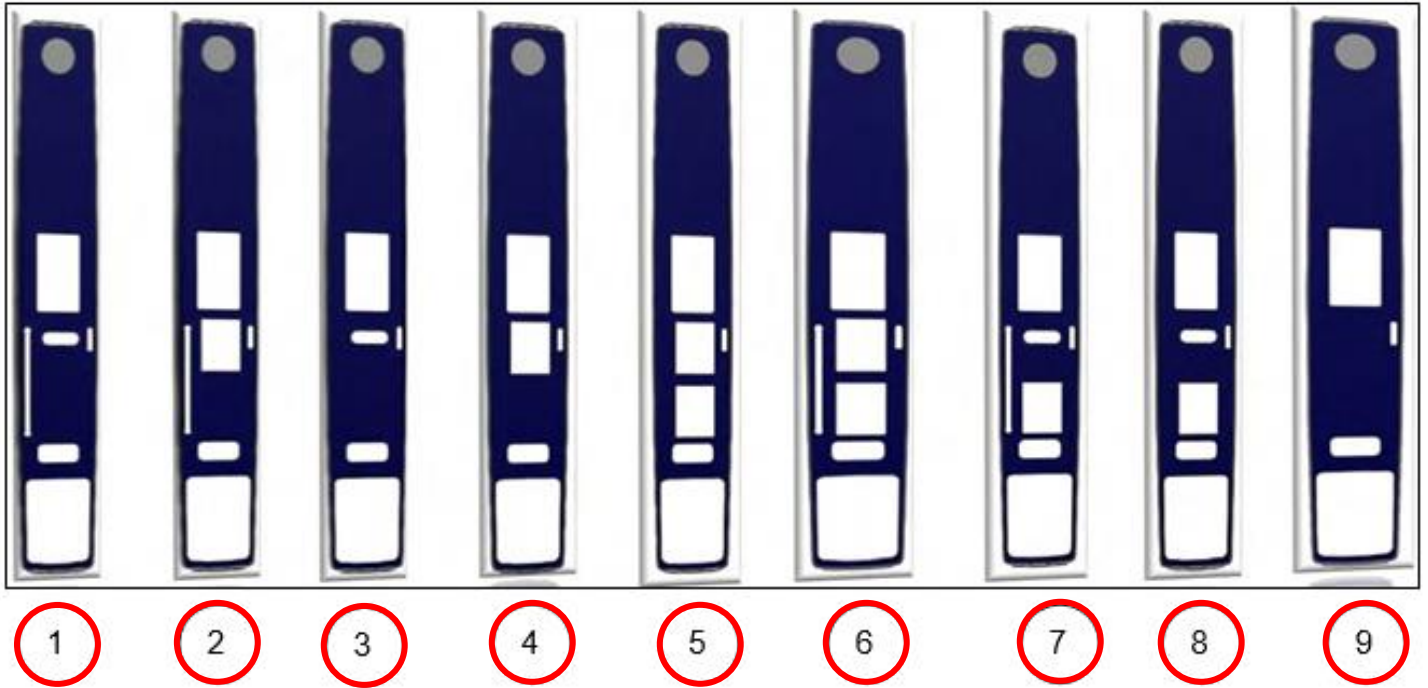
Service Door Area (B)



Service Door Area (B)

ITEM REF	PART DESCRIPTION	DN3800-6 DN5800-6	DN3800-E6 DN5800-E6
1	LED Board Cover	400718	Same
2	Lower Vandal Bracket	104724	Same
3	Coin Return Cup, Champagne	101733	Same
	Coin Return Cup, Black	101734	Same
	Coin Return Cup Flap, Champagne (<i>not shown</i>)	102830	Same
	Coin Return Flap, Black (<i>not shown</i>)	102831	Same
4	Lock Bar Spacer Pin	100354	Same
	10-32 X ¼" Shoulder Screw	100257	Same
5	DEX Harness, 12"	101004	Same
	Hex Nut for DEX Harness .375 - 32	100162	Same
6	Integrated Bill Payment Bracket Assy.	104722	Same
7	Assy, Bracket Int Bill	110714	Same
8	Lock Surround Bracket	104725	Same
9	Door Stop	402263	Same
10	Lock, Elock Media CCEP	NA	400853
11	Bracket, Lock Cover (for Electronic Lock)	NA	105436
12	Assy, Port Sensor	104570	Same
13	Board, LED Accent	100638	Same
14	Port Cam with Magnet	401640	Same
15	Bracket, Port Motor	105443	Same
16	Motor Gearbox, Short	101096	Same
17	Light Engine RGB	400936	Same
18	Plate, Doorswitch	400448	Same
19	Assembly, Clear MAG Card Reader	101357	NA
Part numbers & descriptions are subject to change without notice. NA = Not applicable TBD = To be determined RB = Replaced by			

Service Door Pills





Item	Touch Screen Dim. (inch)	Available Integrated Payment Method			Knockout Type	Item Number	
		Coin	Bill	Credit Card		Blue	Black
1	9"	✓	✓	✓		401006	401146
2	9"	✓		✓	Upper	401007	401147
3	9"	✓	✓			401008	401148
4	9"	✓			Upper	401009	401149
5	9"	✓			Upper/Lower	401010	NA
6	9"	✓		✓	Upper/Lower	401011	NA
7	9"	✓	✓	✓	Lower	401012	NA
8	9"	✓	✓		Lower	401013	NA
9	9"					401014	NA

***Most common Pill Configurations shown. For additional Configurations that may be available, please contact our Parts Order Entry Department and provide Machine Serial #.**


Part numbers and descriptions subject to change without notice.

NA = Not applicable TBD = To be determined RB = Replaced by

Gate Tray Detail



Square Gate
Standard in Domestic Equipment




Standard Gate
Standard in Export Equipment


Gate Tray Detail

ITEM REF	PART DESCRIPTION	DN5800-6 DN5800-E6	DN3800-6 DN3800-E6
1	Tray Assy., 9 Column	105565	NA
	Tray Square D Modified - Wide	110682	NA
	Tray Assy., 7 Column	NA	104709
	Tray Square D Modified - Narrow	NA	111393
2	Wire Form, Wide	101854	NA
	Wire Form, Narrow	NA	101855
3	Double Gate Assembly Kit (<i>gate & 2 screws</i>)	111801	Same
	Double Gate Assembly (<i>part of 111801 kit</i>)	101773	Same
	Square D Modified Double Gate Assy (<i>kit not available</i>)	101788	Same
4	Slide with Product Pusher Assembly	103047	Same
5	Double Gate Assembly Right Kit (<i>gate & 2 screws</i>)	111799	Same
	Double Gate Assembly Right (<i>part of 111799 kit</i>)	101775	Same
	Square D Double Gate Assembly Right (<i>kit not available</i>)	101790	Same
6	Double Gate Assembly Left Kit (<i>gate & 2 screws</i>) (<i>not shown</i>)	111800	Same
	Double Gate Assembly Left (<i>part of 111800 kit</i>)	101774	Same
	Square D Double Gate Assembly Left (<i>kit not available</i>)	101789	Same
7	Gear Box Assembly, 3 column	102850	Same
	Gear Box Assy., 2 column	NA	102851
	Spring Gear Box	Part of #7	Same
8	Brace, Gearbox - Wide	104830	Same
	Screw, Hex Washer Head #6-19X.5 - <i>requires 1/4" Socket for installation</i> (used with Square D Modified Gates)	100304	Same
	Screw, 6x1/2 HX w/HD Hi-Low – Regular D2 Tray	100241	Same
	Stabilizer, Tray Slide (<i>diving board</i>) - (<i>not shown</i>)	101849	Same
	Push Nut , .316in x .589 od	Not sold separately	
	Insert, Column Narrow, Small Diameter	104845	Same
	Kit, Food Grade Glass Front Slide Lubricant	111174	Same
<i>The following two items are only used in the European Market for specific packages</i>			
	Gate Extension – (not shown)	101749	Same
	Pin Extension – (not shown)	100209	Same
Part numbers & descriptions are subject to change without notice. NA = Not applicable TBD = To be determined RB = Replaced by			

AC Distribution Box



3



1

5

9

11


10

6

8

7

2



AC Distribution Box

ITEM REF	PART DESCRIPTION	Domestic	Export
1	Assembly, AC Box	400735	402719
2	Assembly, DC Power Supply	402356	Same
3	Environmental Board	400073	Same
4	Standoff, RICHCO RLCBSR-4-01SRB	101171	Same
5	3A Circuit Breaker	400722	Same
6	Power Cord, 16AWG 171 Domestic	101128	NA
	Power Cord, UK UK BS1363 W/IEC	NA	111537
	Power Cord, Australia	NA	101122
	Cord, Power Detachable Denmark	NA	101118
	Cord, Power Detachable Israel	NA	101119
	Cord, Power Detachable Europe Shuko	NA	101126
7	Harness, Refrigeration Extension	400898	Same
8	Harness, DC Power In	400538	Same
9	Rocker Switch	101200	Same
10	Label, Warning AC Box Power, Domestic	402562	Same
11	Label, Notice GFCI Equipped	402567	Same
	Label, AC Box Power Disconnect, Germany	NA	102179
	Label, Main Power, Export	NA	102122
	Nut, 8-32 B	100153	Same
Part numbers & descriptions are subject to change without notice. NA = Not applicable TBD = To be determined RB = Replaced by			

Lighting – LED




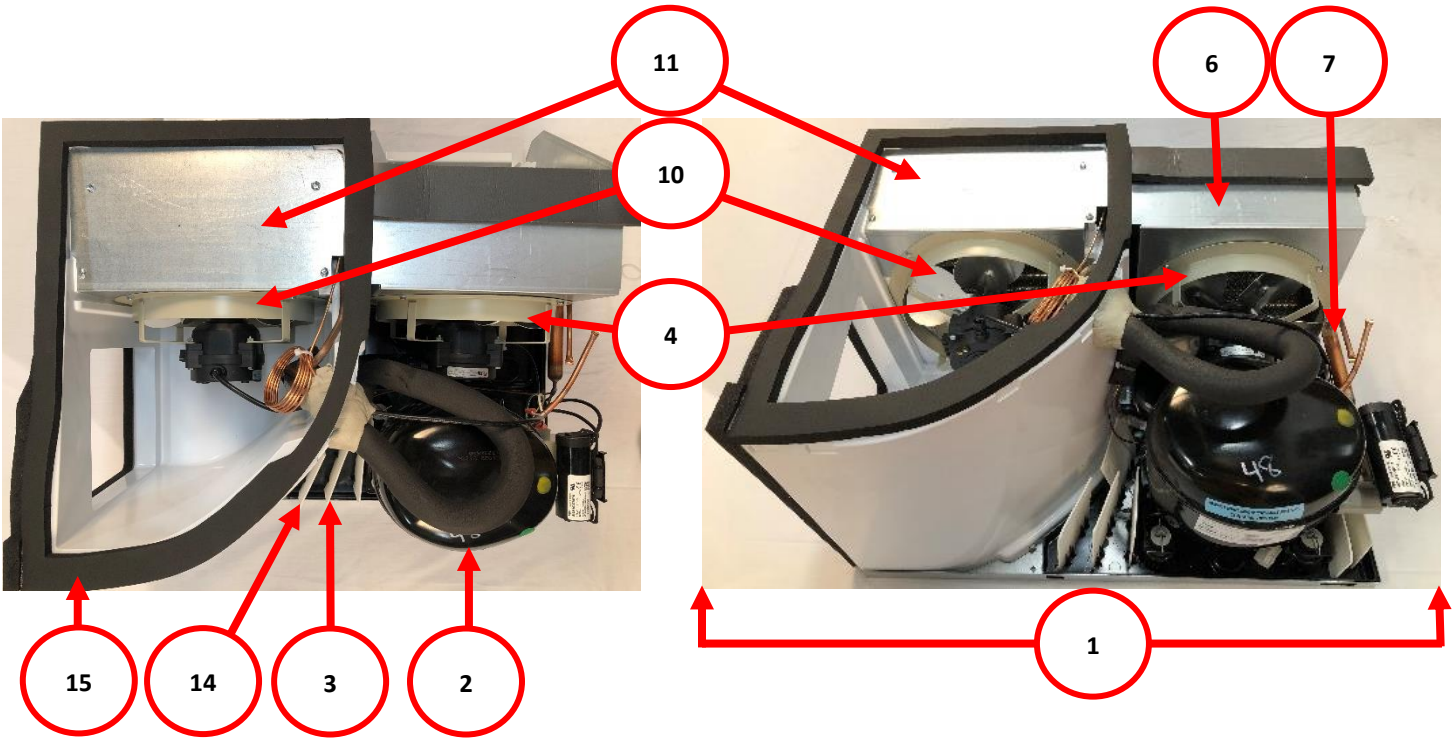
1



Lighting – LED

ITEM REF	PART DESCRIPTION	All
1	LED Light Strip White, 1 each	401165
Part numbers & descriptions are subject to change without notice. NA = Not applicable TBD = To be determined RB = Replaced by		






134A Refrigeration Unit



134A Refrigeration Unit

ITEM	PART DESCRIPTION	Domestic	Export
1	Kit, Refrigeration Unit	105574	105575
2	Assembly, Compressor (Embraco FFU130HAX)	101569	NA
	Compressor Assy, (Comp ADF SC15FT EXP)	NA	101571
3	Drain Pan, Condensate	102962	Same
4	Assembly, Condenser Fan Motor	402246	Same
5	Condenser Coil, 11 X 8 X 2.5	101592	Same
6	Shroud, Condenser Fan	401568	Same
7	Dryer, .054, R134A	100693	Same
	Grommet Compressor	100115	102994
8	Evaporator Coil, 9 X 8 X 3.125	101624	Same
	Accumulator, MSG G60 .045 X 40 X 50 - (<i>not shown</i>)	101548	Same
9	Encapsulated Temperature Sensor	400439	Same
10	Assembly, Evaporator Fan	402245	NA
	Evaporator Fan, EBM 220-230/50 includes harness	NA	101628
11	Fan Shroud 9" BL 8" FA	400900	Same
12	Defrost Control	115161	Same
	Tube, Vinyl (for Defrost Control)	103081	Same
	Condensate Drain P Trap - (<i>not shown</i>)	110319	Same
13	Deck Handle Clamp	104558	Same
14	Soaker	101658	Same
15	Gasket Assembly – includes: A – 401974 Top Evaporator; B – 401973 Right side Evaporator; C – 401975 Lower Right side air gasket	401976	Same
16	Refrigeration Deck Clamp	104554	Same
17	Grill	102854	Same
18	Gasket, Wide Flat Bottom	401658	Same
	Gasket, Narrow Flat Bottom	401660	Same
	Assy, Inlet Screen (Export Special Order Only, <i>not shown</i>)	NA	104629
Part numbers & descriptions are subject to change without notice. NA = Not applicable TBD = To be determined RB = Replaced by			

Refrigeration Unit - R290



Refrigeration Unit - R290

*****NOTE: In the event of any component failure of the R290 Refrigeration deck, replace the complete unit and return to the factory for evaluation*****


ITEM	PART DESCRIPTION	Domestic	Export
1	Kit, Refrigeration Unit R290	111295	114845
2	Assembly, Compressor (Embraco FFU130UAX)		
	Compressor Assy, (Comp FFU160UAX)		
3	Drain Pan, Condensate		
4	Assembly, Condenser Fan Motor		
5	Condenser Coil, 11 X 8 X 2.5		
6	Shroud, Condenser Fan		
7	Dryer, .054, R134A		
	Grommet Compressor		
8	Evaporator Coil, 9 X 8 X 3.125		
	Accumulator, MSG G60 .045 X 40 X 50 - <i>(not shown)</i>		
9	Encapsulated Temperature Sensor		
10	Assembly, Evaporator Fan		
	Evaporator Fan, EBM 220-230/50 includes harness		
11	Fan Shroud 9" BL 8" FA		
12	Defrost Control - <i>(not shown)</i>		
	Tube, Vinyl (for Defrost Control)		
	Condensate Drain P Trap - <i>(not shown)</i>		
13	Deck Handle Clamp		
14	Soaker		
15	Gasket Assembly – includes: A – 401974 Top Evaporator; B – 401973 Right side Evaporator; C – 401975 Lower Right side air gasket		
16	Refrigeration Deck Clamp - <i>(not shown)</i>		
17	Grill		
18	Gasket, Wide Flat Bottom		
	Gasket, Narrow Flat Bottom		
	Assy, Inlet Screen (Export Special Order Only, <i>not shown</i>)		
Part numbers & descriptions are subject to change without notice. NA = Not applicable TBD = To be determined RB = Replaced by			

Electronics





8




2

6




9



3

1



7

10



4

5



10

5



4

5






5

Electronics

ITEM REF	PART DESCRIPTION	DN5800-6 DN5800-E6	DN3800-6 DN3800-E6
1	Kit, Atlas H Board Media Refresh (<i>includes RS485 Board</i>)	402769	Same
	Standoffs, .8 – 32 x 5/8 (<i>standoffs provided in 402769</i>)	Not sold separately	
	Battery, 3 Volt Lithium - CR2032	100624	Same
	Encapsulated Temperature Sensor (<i>not shown</i>)	400439	Same
2	Delivery (Picker) Cup Base Board, Brushless	400739	Same
	Assembly, Port Sensor	104570	Same
	Cover, Atlas H Board (<i>see Service Door A</i>)	112909	Same
3	LED Driver Board Assy.	102975	Same
	Standoffs, .8-32 X 5/8 (<i>standoffs provided in 102975</i>)	Not sold separately	
4	Assembly, LED Accent Board	100638	Same
	Standoff, RICHCO RLCBSR-4-01SRB	101171	Same
5	9 Inch Touch Screen Display	110706	Same
6	Motor Board (for X and Y Motors)	400072	Same
	Motor & PC Board Assy - Coin Return (<i>not shown</i>)	101067	Same
7	Port Motor Board	400070	Same
	Port Motor, Short (<i>not shown</i>)	101096	Same
	Motor, 3 Phase – Brushless (<i>picker motor</i>) (<i>not shown</i>)	400646	Same
8	Motor XY System, Planetary – Brushless (<i>includes harness</i>)	400721	Same
	Lock, Elock Media (<i>not shown</i>)	NA	400853
9	Environmental Board	400073	Same
10	BD UIC680FG NFC Reader	400057	NA
	Kit, Integrated NFC LED (<i>with LEDs</i>)	106770	NA
	Kit, Integrated NFC Low (<i>without LEDs</i>)	112501	NA

Part numbers & descriptions are subject to change without notice. NA = Not applicable TBD = To be determined RB = Replaced by



Harnesses



Harnesses

ITEM	PART DESCRIPTION	From	Connector	TO	Connector	Wide 5800-6	Narrow 3800-6
1	Harness, Y E-Chain	P4 of X/Y Motor Controller	6 Pin	6 Pin Harness of Delivery Cup Assy	6-pin	400504	Same
2	Harness, Door	P1 of Port Control Board & Vend Sensor Connection	8 and 4 Pin	Cabinet Harness 400502	10 Pin	402024	Same
3	Harness, Wide X E-Chain	P1 of Y Motor Board	7 Pin	Cabinet Harness 400502	6 Pin	400503	NA
4	Harness, Narrow X E-Chain	P1 of Y Motor Board	7 Pin	Cabinet Harness 400502	6 Pin	NA	401278
6	Harness, Refrigeration Extension	OMRON Power Supply	5 Pin	AC Box, Defrost Control, Evaporator Fan, Refrigeration Extension	8 Pin, 2 Pin, 2 Pin, 4 Pin	400898	Same
7	Harness, DC Power	Inside AC Box - J4 Environmental Board	3 Pin	Inside AC Box - Breakers, Outlet	1 Pins, 4 Pin	400690	Same
8	Harness, DC Power In	OMRON Power Supply	6 Pin	AC Box Assembly	4 Pin	400538	Same
9	Harness, LED Badge	J18 of LED Driver Board	5 Pin	LED Accent Board	4 Pin	111795	Same
10	Harness, Power, Compressor	Compressor Switches and Condenser Fan	1 Pins	Harness, Refrigeration Extension	4 Pin	101022	Same
11	Harness, LED Bundle	J16 and J9 of LED Driver Board	10 and 8 Pin	LED Accent Boards - Coin, Bill, Port, Card	4 Pin	101015	Same
12	Harness, Door Switch 18"	J7 Atlas H Board	2 Pin	Door Switch	1 Pins	400438	Same
13	Harness, AC Distribution	Inside AC Box - Power Inlet Plug of AC Box, Rocker Switch	1 Pins	Inside AC Box - J2 of Environmental Board, Outlet	4 Pin, 8 Pin	400689	Same
14	Harness, DEX Panel Mount	J16 of Atlas H Board	4 Pin	1/4" DEX Jack	1 Socket	101004	Same
15	Harness, Card Reader	J42 of Atlas H Board	5 Pin	Clear MAG Card Reader Assembly	5 Pin	100842	Same
16	Harness, LED Media	J4 of Atlas H Board	6 Pin	J2 of LED Driver Board	7 Pin	101002	Same
17	Harness, BevMax Main	Environmental Board	24 Pin	P/I Switch, LED Lighting, Door Harness, X Motor Board, X Motor Board, MDB Peripherals, Coin Return Motor, Temperature Sensor	2 Pins, (3) 2 Pins, 10 Pin, (P3, P1 and P4 X Motor Board), 6 Pin, 6 Pin, 4 Pin	400502	Same



Harnesses



8



9











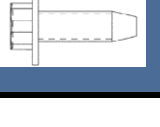
14



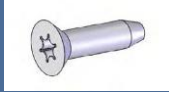









Harnesses

ITEM	PART DESCRIPTION	From	Connector	TO	Connector	Wide 5800-6	Narrow 3800-6
1	Harness, Y E-Chain	P4 of X/Y Motor Controller	6 Pin	6 Pin Harness of Delivery Cup Assy	6-pin	400504	Same
2	Harness, Door	P1 of Port Control Board & Vend Sensor Connection	8 and 4 Pin	Cabinet Harness 400502	10 Pin	402024	Same
3	Harness, Wide X E-Chain	P1 of Y Motor Board	7 Pin	Cabinet Harness 400502	6 Pin	400503	NA
4	Harness, Narrow X E-Chain	P1 of Y Motor Board	7 Pin	Cabinet Harness 400502	6 Pin	NA	401278
6	Harness, Refrigeration Extension	OMRON Power Supply	5 Pin	AC Box, Defrost Control, Evaporator Fan, Refrigeration Extension	8 Pin, 2 Pin, 2 Pin, 4 Pin	400898	Same
7	Harness, DC Power	Inside AC Box - J4 Environmental Board	3 Pin	Inside AC Box - Breakers, Outlet	1 Pins, 4 Pin	400690	Same
8	Harness, DC Power In	OMRON Power Supply	6 Pin	AC Box Assembly	4 Pin	400538	Same
9	Harness, LED Badge	J18 of LED Driver Board	5 Pin	LED Accent Board	4 Pin	111795	Same
10	Harness, Power, Compressor	Compressor Switches and Condenser Fan	1 Pins	Harness, Refrigeration Extension	4 Pin	101022	Same
11	Harness, LED Bundle	J16 and J9 of LED Driver Board	10 and 8 Pin	LED Accent Boards - Coin, Bill, Port, Card	4 Pin	101015	Same
12	Harness, Door Switch 18"	J7 Atlas H Board	2 Pin	Door Switch	1 Pins	400438	Same
13	Harness, AC Distribution	Inside AC Box - Power Inlet Plug of AC Box, Rocker Switch	1 Pins	Inside AC Box - J2 of Environmental Board, Outlet	4 Pin, 8 Pin	400689	Same
14	Harness, DEX Panel Mount	J16 of Atlas H Board	4 Pin	1/4" DEX Jack	1 Socket	101004	Same
15	Harness, Card Reader	J42 of Atlas H Board	5 Pin	Clear MAG Card Reader Assembly	5 Pin	100842	Same
16	Harness, LED Media	J4 of Atlas H Board	6 Pin	J2 of LED Driver Board	7 Pin	101002	Same
17	Harness, BevMax Main	Environmental Board	24 Pin	P/I Switch, LED Lighting, Door Harness, X Motor Board, X Motor Board, MDB Peripherals, Coin Return Motor, Temperature Sensor	2 Pins, (3) 2 Pins, 10 Pin, (P3, P1 and P4 X Motor Board), 6 Pin, 6 Pin, 4 Pin	400502	Same



Screws			
Item	Part Number	Part Name & Discription	Picture
1	100262	Screw, Phil Pan Sem 10 – 32 x ½"	
2	100266	Screw, Phil Pan #8 - 32 x 3/8"	
3	100265	Screw, Phil Pan w/out washer self drilling, #8 - 18 x 1/2"	
4	100318	Screw, Phil Pan Swage Form #8 - 32 x 1/4"	
5	100327	Screw, Phil Pan #2-32 x 3/8"	
6	100280	Screw, Phil Pan, #2-32 x 1/2"	
7	100304	Screw, Hex Washer Head #6 – 19 x .5"	
8	100259	Screw, Hex Head ¼-28 X .5	
9	100325	Screw, Phil Pan #8 - 32 x 5/8"	
10	100267	Screw, Phil Pan Sems with washer, #8 - 18 x 1/2"	








Screws			
Item	Part Number	Part Name & Discription	Picture
11	100319	Screw, Self Tapping, 1/4 - 20 x 5/8"	
12	100277	Screw, Hex Washer 8x5/8"	
13	100328	Screw, Phil Pan with lock washer #4 - 40 x 3/8"	
14	100316	Screw, Phil Pan #8-18x1/2"	
15	100276	Screw, Hex Head 10-16x .50	
16	100326	Screw, Phil Pan #8-18x.375"	
17	100281	Screw, Phil Pan #8-18x5/8"	
18	100311	Screw, Phil Pan Swage Form #8-32x1/2"	
19	100275	Screw, Hex Washer Head #8-18x1/2"	
<p>Part numbers and descriptions subject to change without notice. NA = Not applicable TBD = To be determined RB = Replaced by</p>			

Screws			
Item	Part Number	Part Name & Discription	Picture
20	100255	Screw, Pan Head #6-32 X ¼	
21	100332	Screw, Wing ¼ - 20 x 1 ¼ molded nylon (for shipping bracket)	
22	100341	Screw, Nylon (Circuit Board Support – Display)	
23	100287	Screw, TEK Zinc #20 X .750	
24	100298	Screw, Fl. Torx Tap ¼-20 X ½	
25	100289	Screw, Shoulder ¼-20 X .35	
26	100241	Screw, Hex w/ Head, Hi-Lo #6 X ½	
27	100256	Screw, Hex Button Head 10-32 X 5/8	
28	100260	Screw, 10-32 X 1.375	








Screws			
Item	Part Number	Part Name & Discription	Picture
29	100239	Screw, Hex Head 8-32 X .81	
30	100321	Screw, Hex w/ Washer 8-32 X 3/8	
31	100243	Screw, TIF PHS 8-10 X .5	
32	100242	Screw, Hex w/ Head #8-32 X .31	
33	100238	Screw, Phil Pan Zinc 8-32 X 1	
34	100240	Screw, Hex w/ Washer #8-18 X .62	
35	100286	Screw, Mounting Condenser Motor	Included with Fan assembly 101633
36	102887	Knob, Thumb Screw Round	
Part numbers and descriptions subject to change without notice. NA = Not applicable TBD = To be determined RB = Replaced by			








Nuts

Item	Part Number	Part Name & Description	Picture
B1	100155	Hex Nut, #10 - 32	
			








Washers			
Item	Part Number	Part Name & Description	Picture
C1	100506	Washer, EPDM 1-1/16 OD, ½ ID	
C2	100507	Washer, Flat ½ ID, 1.25 OD	
C3	100503	Washer, .260 ID x .687 OD Flat	
C5	100509	Washer, .191 ID x .5 OD x .054T Flat	
C6	100487	Washer, SS Flat #10	
C7	100488	Washer, Flat 18 Gauge 17/64ID x 5/8OD	
C10	100501	Washer, Nylon .375	








Part numbers and descriptions subject to change without notice. NA = Not applicable TBD = To be determined RB = Replaced by

Bolts			
Item	Part Number	Part Name & Description	Picture
D1	100009	Bolt, Carriage ¼ - 20 x 2.5	
D2	100016	Bolt, Carriage 3/8 - 16 X 1 3/4"	
D3	100012	Bolt, ¼-20 X 1.75	
D4	100010	Bolt, Carriage ¼-20 X 2	
D5	100011	Bolt, Hex ¼-20 X 1.25	
D7	100014	Bolt, Flange ¼ - 20	
D8	100013	Bolt, Carriage #10 - 24 X 1¼	
	105634	Threadlocker	No Image

Rivets			
Item	Part Number	Part Name & Description	Picture
E1	100223	Pop Rivet, Stainless Steel .125 Dia X .265	
E2	100229	Pop Rivet, Steel (Zinc Plated) 1/8"	
E3	100228	Pop Rivet, Steel (Zinc Plated) 3/16"	
E4	100226	Pop Rivet, Aluminum 1/8" White	
E5	100231	Rivet, 3/16 Countersink	
E6	100224	Rivet, Bulbex 3/16 Black	
E7	100227	Pop Rivet, Steel 3/16 Black	









Part numbers and descriptions subject to change without notice. NA = Not applicable TBD = To be determined RB = Replaced by

Clips and Pins			
Item	Part Number	Part Name & Description	Picture
F2	100221	Retaining Ring	
F4	100199	Pin Self Clinching .250 x ¾	
F5	100047	Bushing, .5 X .691 X .187	
F6	100196	Pin Belt Tensioner Idler Pivot	
F7	100106	E Ring Ext ¼ #E-25	
F8	101171	Standoff Richo RLCBSR401SR	
F9	100200	Pin Self Clinch .250 x 1	

Clips and Pins			
Item	Part Number	Part Name & Description	Picture
F14	100410	Belt Tensioner Spring	
F17	100088	Clip, Retainer Compressor	
F18	100384	Spacer, 1/4ID X .275	
F19	100388	Spacer .312 OD X .171 ID X .250	
F20	100210	Cotter Pin .076 X .500	
F21	100069	Steel Spring Clip LED	
F22	101167	Standoff Flush Head #6 – 32 X 3/8	

Miscellaneous	
Part Number	Part Name & Description
101814	Pulley Roller (4 per carriage)
103020	Double Roller Catch (Dart & Latch)
102922	Flat Mount Cable with adhesive
104864	Cord Cover
100086	Flat Wire Clip
Part of Slide with Product Pusher Assy	Product Pusher Spring

Part numbers and descriptions subject to change without notice. NA = Not applicable TBD = To be determined RB = Replaced by

Wire Clamp			
Item	Part Number	Part Name & Description	Picture
H1	100218	Plug, Dome Black .50	
H2	100514	Wire Tie, 7 1/2"	
H3	100513	Wire Tie, 4"	
H4	100516	Wire Tie, Twist	
H5	100056	Clamp, Nylon 5/16" White	
H7	100068	Clamp, .250 Push Fin Base	
	105476	Shipping Bracket	
	100332	Screw, Wing 1/4 - 20 X 1 molded nylon (Shipping)	

Part numbers and descriptions subject to change without notice. NA = Not applicable TBD = To be determined RB = Replaced by

Notes